

De Anza College



12345 El Monte Road

Los Altos Hills, California 94022

650.949.7777

Program Report

San Jose-Sunnyvale-Santa Clara MSA



Region Info

Name: San Jose-Sunnyvale-Santa Clara MSA

MSA Areas: San Jose-Sunnyvale-Santa Clara, CA (41940)

Custom Profile: De Anza College

 Business Administration (52.0201)

Target Occupations

General and operations managers (11-1021)

Sales managers (11-2022)





Administrative services managers (11-3011)

Social and community service managers (11-9151)

First-line supervisors/managers of personal service workers (39-1021)

Target Occupation Performance

25,157 Jobs (2010) Location Quotient: 1.37	2.3% Growth (2010-2014) National: 3.0%	\$56.34/hr Median Wage (2011) National: \$37.98/hr
---	---	---

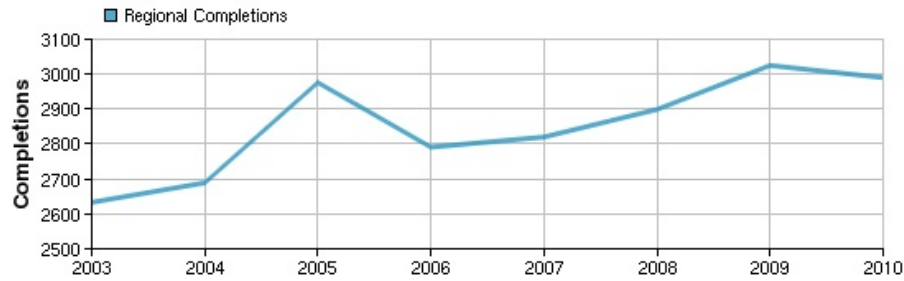
Regional Openings (2010)	1,237 
Institution Program Completions (2010)	50 
Regional Program Completions (2010)	2,990 
All Regional Completions for Target Occupations (2010)	3,820 

Target Occupations	Regional Openings (2010)	Median Wage (2011)	Growth (2010-2014)
General and operations managers (11-1021)	740	\$62.18	-0.2%
Sales managers (11-2022)	337	\$58.00	7.5%
Administrative services managers (11-3011)	85	\$41.64	4.8%
Social and community service managers (11-9151)	21	\$27.40	1.8%
First-line supervisors/managers of personal service workers (39-1021)	54	\$17.00	7.3%

Other Regional Training Providers

10
Institutions

2,990
Completions (2010)



Institution	Degrees	Certificates	Total Completions
San Jose State University	1,618	0	1,618
University of Phoenix-Bay Area Campus	516	0	516
Stanford University	365	0	365
Santa Clara University	307	0	307
Evergreen Valley College	60	0	60

Job Postings by Occupation

Occupation	Job Postings
Sales managers	170
General and operations managers	81
Administrative services managers	11
Social and community service managers	8
First-line supervisors/managers of personal service workers	0

Data Sources and Calculations

Location Quotient

Location quotient (LQ) is a way of quantifying how concentrated a particular industry, cluster, occupation, or demographic group is in a region as compared to the nation. It can reveal what makes a particular region unique in comparison to the national average.

Completers Data

The completers data in this report is taken directly from the national IPEDS database published by the U.S. Department of Education's National Center for Education Statistics.

Institution Data

The institution data in this report is taken directly from the national IPEDS database published by the U.S. Department of Education's National Center for Education Statistics.

State Data Sources

This report uses state data from the following agencies: California Labor Market Information Department.